



# UVC LIGHT STERILIZATION SERIES



Clean. Safe. Effortless.



## **Rapid Handheld UVC Sanitizer Wands**

Ultraviolet Disinfection Light Kills 99.9%  
of Viruses, Bacteria, Fungi & More

## Rapid Handheld UVC Sanitizer Wands



The Centers for Disease Control and Prevention (CDC) recommends a UV lamp intensity of **40  $\mu\text{W}/\text{cm}^2$**  at the center of the work area to ensure surface decontamination.

# Compact UVC Sanitizer Wand

#11044 SES-UVCHS2



## UVC Kills



Viruses



Bacteria




Fungi



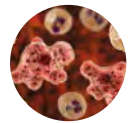
Mold



Yeast



Algae



Amoebas



Allergens

## FEATURES

1. Clinically proven to eliminate 99.9% of all viruses, bacteria, fungi, mold, yeast, algae, amoebas, and other germs and allergens within seconds of 253.7 nm UVC exposure.
2. Ultra-compact model slides open 180° and fits in small pockets and hand bags.
3. Includes a gravity sensor for safety and wand can be powered with any micro USB cable.
4. Hypoallergenic sanitizing does not leave irritants or toxic chemicals behind.
5. Contact-free disinfection reduces the chance of human error and cross-contamination.
6. Reduces the need to buy and handle corrosive cleaners. (Does not replace soap/water)

## SPECIFICATIONS CE FC

Model:	Compact UVC Sanitizer Wand
Folded Size:	5.6"(L) x 1.6"(W) x 1.3"(D)
Extended Size:	10.1"(L) x 1.6"(W) x 1.3"(D)
Power:	3W DC
UV Strength:	≥2,500 μW/cm <sup>2</sup> (at 2 in)
UVC Wavelength:	253.7 nm
UVC Lamp:	Mercury Quartz
Bonus Features:	Gravity Sensor, 5V Cord
Bulb Lifespan:	≥20,000 hours
Power Supply:	4 AAA Batteries (Not Incl.)
Weight:	2.5 oz



## TIPS & SAFETY

- To maximize effectiveness, ensure the subject of disinfection is clear of debris
- Avoid UVC exposure to skin and eyes
- Keep out of reach of children and pets, this is not a toy
- Do not hold an object while sanitizing it
- Can be used on food, tests have not shown any loss in quality or nutrition
- Should not be used on house plants
- If the lamp breaks use a wet paper towel to clean up, and do not inhale
- As distance from a subject is increased, exposure time should be prolonged
- Skin oils can damage the bulb, don't touch

## INSTRUCTIONS

Slide the wand open by pushing on the side and make sure the area is clear. You should try to aim downwards to reduce the risk of accidentally looking directly at the activated lamp.

**Small Objects:** Hold wand ~1/2 inch above item for 15-20 seconds on both sides.

(This includes breathing masks, door knobs, handles, phones, money, utensils, keys, sponges, eye glasses, remotes, computer mice, wallets, toothbrushes, pacifiers, light switches, etc.)

**Medium Sized Objects:** Hold wand ~1/2 inch above item for 15-20 seconds on all sides.

(This includes books, keyboards, shoes, tools, steering wheels, tablets, toys, pet bowls, mail, dining menus, elevator buttons, cutting boards, purses, coffee machines, store racks etc.)

# Mini UVC Sanitizer Wand

#10994 SES-UVCHS



## UVC Kills



Viruses



Bacteria




Fungi



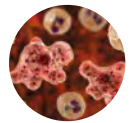
Mold



Yeast



Algae



Amoebas



Allergens

### FEATURES

1. Clinically proven to eliminate 99.9% of all viruses, bacteria, fungi, mold, yeast, algae, amoebas, and other germs and allergens within seconds of 253.7 nm UVC exposure.
2. The folding design fits in pockets and purses so you can easily use it anywhere.
3. Hypoallergenic sanitizing does not leave irritants or toxic chemicals behind.
4. Contact-free disinfection reduces the chance of human error and cross-contamination.
5. A replaceable UVC bulb means this device will outlive any LED ultraviolet wand.
6. Reduces the need to buy and handle corrosive cleaners. (Does not replace soap/water)

### SPECIFICATIONS CE FC

Model:	Mini UVC Sanitizer Wand
Folded Size:	5"(L) x 1.3"(W) x 2"(D)
Extended Size:	8.5"(L) x 1.3"(W) x 2"(D)
Power:	2W DC
UV Strength:	≥2,750 μW/cm <sup>2</sup> (at 1.5 in)
UVC Wavelength:	253.7 nm
UVC Lamp:	Mercury Quartz
Bulb Lifespan:	≥15,000 hours
Power Supply:	4 AAA Batteries (Not Incl.)
Weight:	1.1 oz
Certifications:	CE, FCC



### TIPS & SAFETY

- To maximize effectiveness, ensure the subject of disinfection is clear of debris
- Avoid UVC exposure to skin and eyes
- Keep out of reach of children and pets, this is not a toy
- Do not hold an object while sanitizing it
- Can be used on food, tests have not shown any loss in quality or nutrition
- Should not be used on house plants
- If the lamp breaks use a wet paper towel to clean up, and do not inhale
- As distance from a subject is increased, exposure time should be prolonged
- Skin oils can damage the bulb, don't touch

### INSTRUCTIONS

Unfold the wand and make sure the area to be disinfected is clear. You should try to aim downwards to reduce the risk of accidentally looking directly at the activated lamp.

**Small Objects:** Hold wand ~1/2 inch above item for 15-20 seconds on both sides.

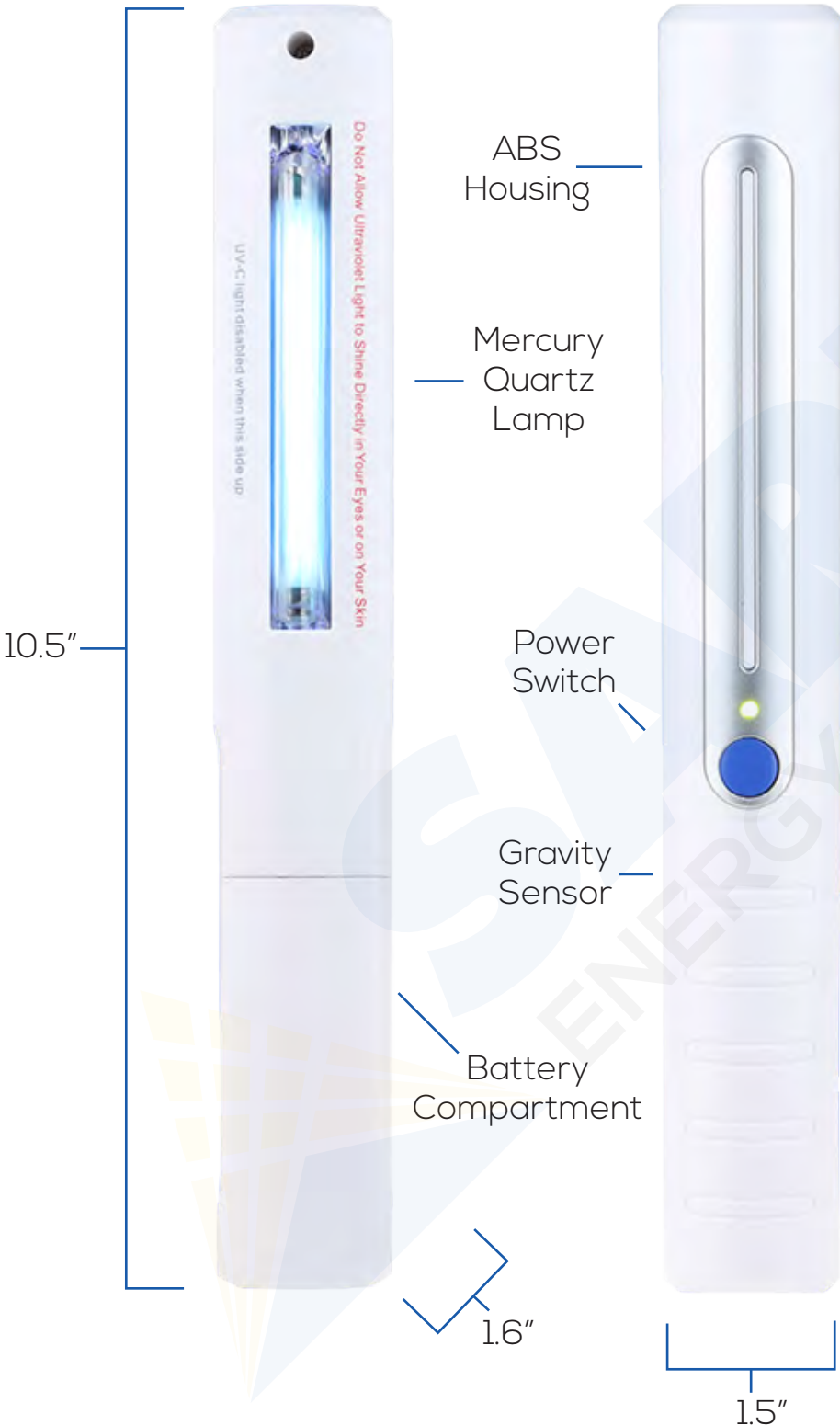
(This includes breathing masks, door knobs, handles, phones, money, utensils, keys, sponges, eye glasses, remotes, computer mice, wallets, toothbrushes, pacifiers, light switches, etc.)

**Medium Sized Objects:** Hold wand ~1/2 inch above item for 15-20 seconds on all sides.

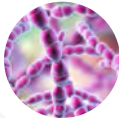
(This includes books, keyboards, shoes, tools, steering wheels, tablets, toys, pet bowls, mail, dining menus, elevator buttons, cutting boards, purses, coffee machines, store racks etc.)

# Portable UVC Sanitizer Wand

#10995 SES-UVCHM



## UVC Kills



Viruses



Bacteria



Fungi



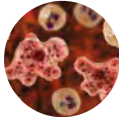
Mold



Yeast



Algae



Amoebas



Allergens



## FEATURES

1. Clinically proven to eliminate 99.9% of all viruses, bacteria, fungi, mold, yeast, algae, amoebas, and other germs and allergens within seconds of 253.7 nm UVC exposure.
2. A gravity sensor temporarily deactivates the wand when facing up as a safety precaution.
3. Hypoallergenic sanitizing does not leave irritants or toxic chemicals behind.
4. Contact-free disinfection reduces the chance of human error and cross-contamination.
5. A replaceable UVC bulb means this device will outlive any LED ultraviolet wand.
6. Reduces the need to buy and handle corrosive cleaners. (Does not replace soap/water)

## SPECIFICATIONS CE FC

Model:	Portable UVC Sanitizer Wand
Wand Size:	10.5"(L) x 1.5"(W) x 1.6"(D)
Power:	4W DC
UV Strength:	≥3,000 μW/cm <sup>2</sup> (at 1.5 in)
UVC Wavelength:	253.7 nm
UVC Lamp:	Mercury Quartz
Bonus Features:	G-Sensor, Wrist Strap
Bulb Lifespan:	≥15,000 hours
Power Supply:	4 AA Batteries (Not Incl.)
Weight:	4.8 oz
Certifications:	CE, FCC



## TIPS & SAFETY

- To maximize effectiveness, ensure the subject of disinfection is clear of debris
- Avoid UVC exposure to skin and eyes
- Keep out of reach of children and pets, this is not a toy
- Do not hold an object while sanitizing it
- Can be used on food, tests have not shown any loss in quality or nutrition
- Should not be used on house plants
- If the lamp breaks use a wet paper towel to clean up, and do not inhale
- As distance from a subject is increased, exposure time should be prolonged
- Skin oils can damage the bulb, don't touch

## INSTRUCTIONS

Place the wrist strap over your hand to secure the wand, then hold the button. You should try to aim downwards to reduce the risk of accidentally looking directly at the activated lamp.

**Small Objects:** Hold wand ~1 inch above item for 15-20 seconds on both sides.

(This includes breathing masks, door knobs, handles, phones, money, utensils, keys, sponges, eye glasses, remotes, computer mice, wallets, toothbrushes, pacifiers, light switches, etc.)

**Medium Sized Objects:** Hold wand ~1 inch above item for 15-20 seconds on all sides.

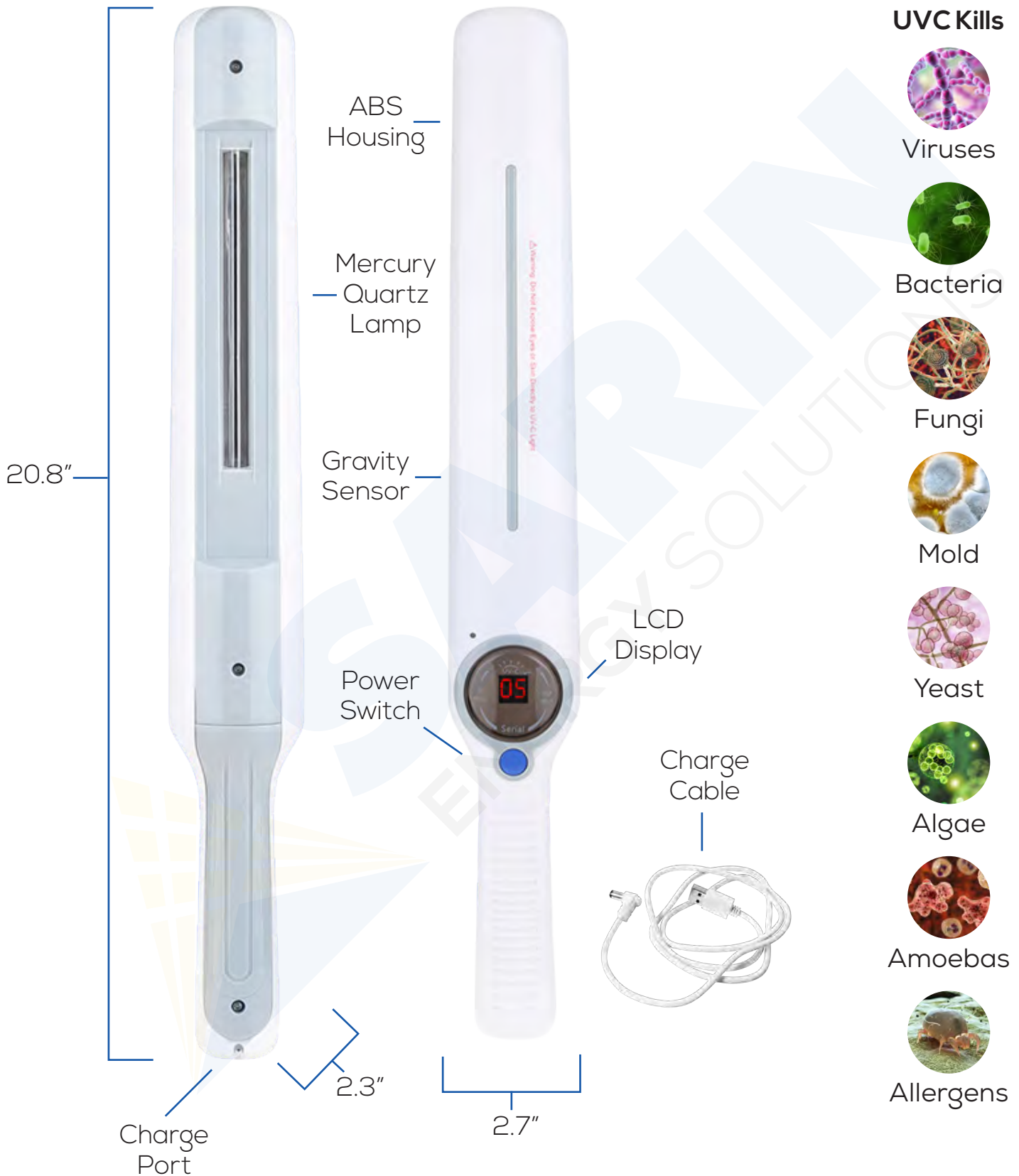
(This includes books, keyboards, shoes, tools, steering wheels, tablets, toys, pet bowls, mail, dining menus, elevator buttons, cutting boards, purses, coffee machines, store racks etc.)

**Surfaces:** Hold wand ~2 inches above surface for 20-25 seconds and slowly cover entire area.

(This includes table tops, counters, sinks, faucets, toilets, refrigerators, pillows, bedding, break rooms, towels, clothing, shelves, ATMs, desks, bathtubs, shopping carts, exercise mats, etc.)

# UVC Sanitizer Wand

#10996 SES-UVCHL



### FEATURES

1. Clinically proven to eliminate 99.9% of all viruses, bacteria, fungi, mold, yeast, algae, amoebas, and other germs and allergens within seconds of 253.7 nm UVC exposure.
2. A gravity sensor temporarily deactivates the wand when facing up as a safety precaution.
3. Easy to read LCD display and low battery warning light. (Rechargeable internal battery)
4. 5-minute, 60-minute, or unlimited auto-timer option.
5. Hypoallergenic sanitizing does not leave irritants or toxic chemicals behind.
6. A replaceable UVC bulb means this device will outlive any LED ultraviolet wand.

### SPECIFICATIONS CE FC

Model:	UVC Sanitizer Wand
Wand Size:	20.8"(L) x 2.7"(W) x 2.3"(D)
Power:	6W DC
UV Strength:	≥3,500 μW/cm <sup>2</sup> (at 1.5 in)
UVC Wavelength:	253.7 nm
UVC Lamp:	Mercury Quartz
Bonus Features:	G-Sensor, Wrist Strap, LCD Display, Battery
Bulb Lifespan:	≥15,000 hours
Rechargeable:	2,400 mAh Ni-MH
Charger:	5V 1A USB Charger (Not Incl.)
Weight:	13.2 oz



### TIPS & SAFETY

- To maximize effectiveness, ensure the subject of disinfection is clear of debris
- Avoid UVC exposure to skin and eyes
- Keep out of reach of children and pets, this is not a toy
- Do not hold an object while sanitizing it
- Can be used on food, tests have not shown any loss in quality or nutrition
- Should not be used on house plants
- If the lamp breaks use a wet paper towel to clean up, and do not inhale
- As distance from a subject is increased, exposure time should be prolonged
- Skin oils can damage the bulb, don't touch

### INSTRUCTIONS

Place the wrist strap over your hand to secure the wand, then activate the timer. You should try to aim downwards to reduce the risk of accidentally looking directly at the activated lamp.

**Small Objects:** Hold wand ~1 inch above item for 10-15 seconds on both sides.

(This includes breathing masks, door knobs, handles, phones, money, utensils, keys, sponges, eye glasses, remotes, computer mice, wallets, toothbrushes, pacifiers, light switches, etc.)

**Medium Sized Objects:** Hold wand ~1 inch above item for 10-15 seconds on all sides.

(This includes books, keyboards, shoes, tools, steering wheels, tablets, toys, pet bowls, mail, dining menus, elevator buttons, cutting boards, purses, coffee machines, store racks etc.)

**Surfaces:** Hold wand ~2 inches above surface for 15-20 seconds and slowly cover entire area.

(This includes table tops, counters, sinks, faucets, toilets, refrigerators, pillows, bedding, break rooms, towels, clothing, shelves, ATMs, desks, bathtubs, shopping carts, exercise mats, etc.)



## **Commercial UVC Sterilizer**

Ultraviolet Disinfection Light Kills 99.9%  
of Viruses, Bacteria, Fungi & More

# Commercial UVC Sterilizer



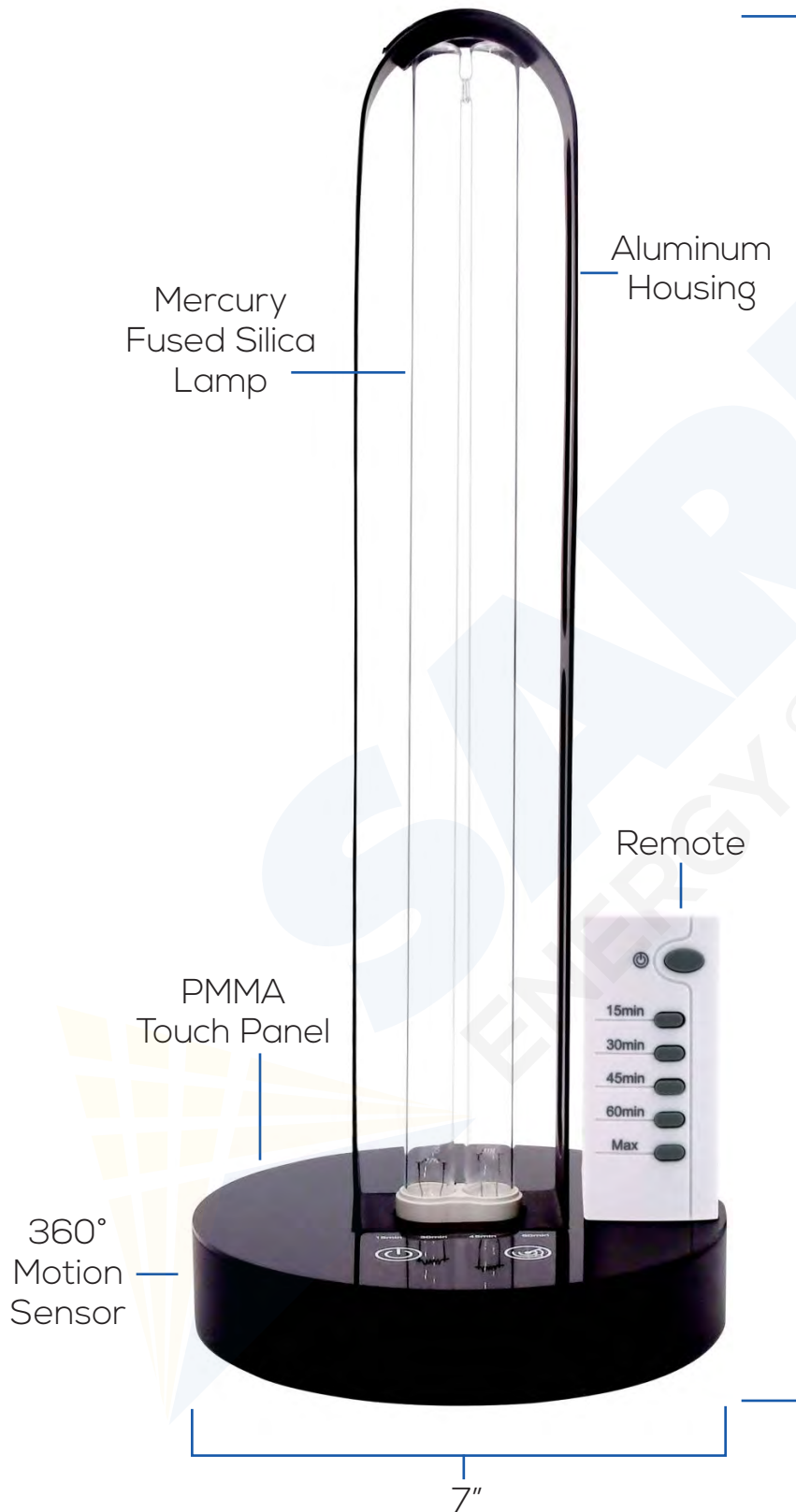
Disinfect in 15-60 min



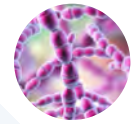
The Centers for Disease Control and Prevention (CDC) recommends a UV lamp intensity of  $40 \mu\text{W}/\text{cm}^2$  at the center of the work area to ensure surface decontamination.

# Commercial UVC Sterilizer

#10989 SES-UVCCO-55



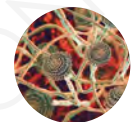
## UVC Kills



Viruses



Bacteria



Fungi



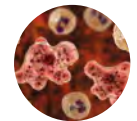
Mold



Yeast



Algae



Amoebas



Allergens

## FEATURES

1. Clinically proven to eliminate 99.9% of all viruses, bacteria, fungi, mold, yeast, algae, amoebas, and other germs and allergens within seconds of 253.7 nm UVC exposure.
2. Can be programmed and set with touch panel or remote control.
3. A 360° motion sensor deactivates the lamp when it detects movement within 16 feet.
4. Contact-free disinfection reduces the chance of human error and cross-contamination.
5. Hypoallergenic sanitizing does not leave irritants or toxic chemicals behind.
6. Reduces the need to buy and handle corrosive cleaners. (Does not replace soap/water)

## SPECIFICATIONS



Model:	Commercial UVC Sterilizer
Size:	21.6"(L) x 7"(W) x 7"(D) 2.9 lbs
Power:	55W
Voltage:	AC90 - 100V
UV Strength:	≥253.1 μW/cm <sup>2</sup> (at 3.5 ft)
Effective Range:	~650 ft <sup>2</sup>
UVC Wavelength:	253.7 nm
UVC Lamp:	Mercury Fused Silica
Bonus Features:	Motion Detector, Remote
Bulb Lifespan:	≥8,000 hours
Remote Range:	22 ft

## TIPS & SAFETY

- To maximize effectiveness, ensure the room to be disinfected is clear of debris
- Avoid UVC exposure to skin and eyes
- Keep out of reach of children and pets, do not leave unattended while not in use
- Clear area of people, plants and animals
- Can be used near food, tests have not shown any loss in quality or nutrition
- Set on a small stand like a tripod
- If the lamp breaks use a wet paper towel to clean up, and do not inhale
- As distance from a subject is increased, exposure time should be prolonged
- Skin oils can damage the bulb, don't touch



## INSTRUCTIONS

Plug in the device and place it in the center of the room about 40" away from the ground. Make sure the area is clear and estimate the size of the room to determine cycle length.

Area	Disinfect Time
~225 ft <sup>2</sup>	15 minutes
~450 ft <sup>2</sup>	30 minutes
~550 ft <sup>2</sup>	45 minutes
~650 ft <sup>2</sup>	60 minutes

### Manual Operation:

1. Plug in and power on.
2. Press "ON/OFF" button on touch panel.
3. Using the "Time Setting" button select your duration.
4. There is a 10 second delay, then the light activates.

### Remote Operation:

1. Plug in and power on.
2. Press "ON/OFF" button on the remote control.
3. Select your duration using a "Time Setting" button.
4. There is a 10 second delay, then the light activates.

**Motion Sensor:** This activates 20 seconds after the lamp is switched on. When motion is detected within 16 feet the light will turn off, then turn back on after 20 seconds of no motion. To activate or deactivate the sensor, hold down the radar button on the unit until it chimes.



## **UVC Room Sterilizer**

Ultraviolet Disinfection Light Kills 99.9%  
of Viruses, Bacteria, Fungi & More



# UVC Room Sterilizer



The Centers for Disease Control and Prevention (CDC) recommends a UV lamp intensity of  $40 \mu\text{W}/\text{cm}^2$  at the center of the work area to ensure surface decontamination.

# UVC Room Sterilizer

White: #10990 SES-UVCRM-38-W

Black: #10988 SES-UVCRM-38-B



## UVC Kills



Viruses



Bacteria




Fungi



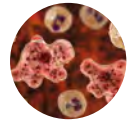
Mold



Yeast



Algae



Amoebas



Allergens

## FEATURES

1. Clinically proven to eliminate 99.9% of all viruses, bacteria, fungi, mold, yeast, algae, amoebas, and other germs and allergens within seconds of 253.7 nm UVC exposure.
2. Can be programmed and set via button panel with child safety lock.
3. A 360° motion sensor deactivates the lamp when it detects movement within 13 feet.
4. Contact-free disinfection reduces the chance of human error and cross-contamination.
5. Hypoallergenic sanitizing does not leave irritants or toxic chemicals behind.
6. Reduces the need to buy and handle corrosive cleaners. (Does not replace soap/water)

## SPECIFICATIONS

Model:	UVC Room Sterilizer
Size:	17"(L) x 9"(W) x 6.3"(D) 1.5 lbs
Power:	38W
Voltage:	AC110 - 130V
UV Strength:	≥143 μW/cm <sup>2</sup> (at 3.5 ft)
Effective Range:	~450 ft <sup>2</sup>
UVC Wavelength:	253.7 nm
UVC Lamp:	Mercury Quartz
Bonus Features:	Motion Detector, Child Lock
Bulb Lifespan:	≥8,000 hours
Sensor Range:	13 ft



## TIPS & SAFETY

- To maximize effectiveness, ensure the room to be disinfected is clear of debris
- Avoid UVC exposure to skin and eyes
- Keep out of reach of children and pets, should be put away between uses
- Clear area of people, plants and animals
- Can be used near food, tests have not shown any loss in quality or nutrition
- Set on a small stand like a tripod
- If the lamp breaks use a wet paper towel to clean up, and do not inhale
- As distance from a subject is increased, exposure time should be prolonged
- Skin oils can damage the bulb, don't touch

## INSTRUCTIONS

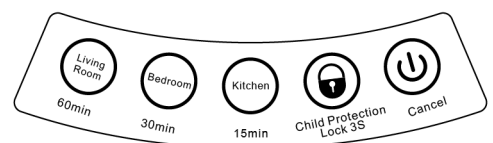
Plug in the device and place it in the center of the room about 40" away from the ground. Make sure the area is clear and estimate the size of the room to determine cycle length.

Area	Disinfect Time
~175 ft <sup>2</sup>	15 minutes
~300 ft <sup>2</sup>	30 minutes
~450 ft <sup>2</sup>	60 minutes

### Manual Operation:

1. Hold the "Child Protection Lock" button for 3 seconds.
2. Press the button to set your time: "15min" "30min" "60min".
3. The lamp beeps for 30 sec before it starts so you can exit.
4. To stop the process press the "Cancel" button.
5. To turn off the motion sensor hold "Cancel" for 5 seconds.

**Motion Sensor:** When the device is set there is a delay before the light turns on, which happens 3 seconds after movement is no longer detected. If anyone enters the area during disinfection the light temporarily deactivates until they exit.

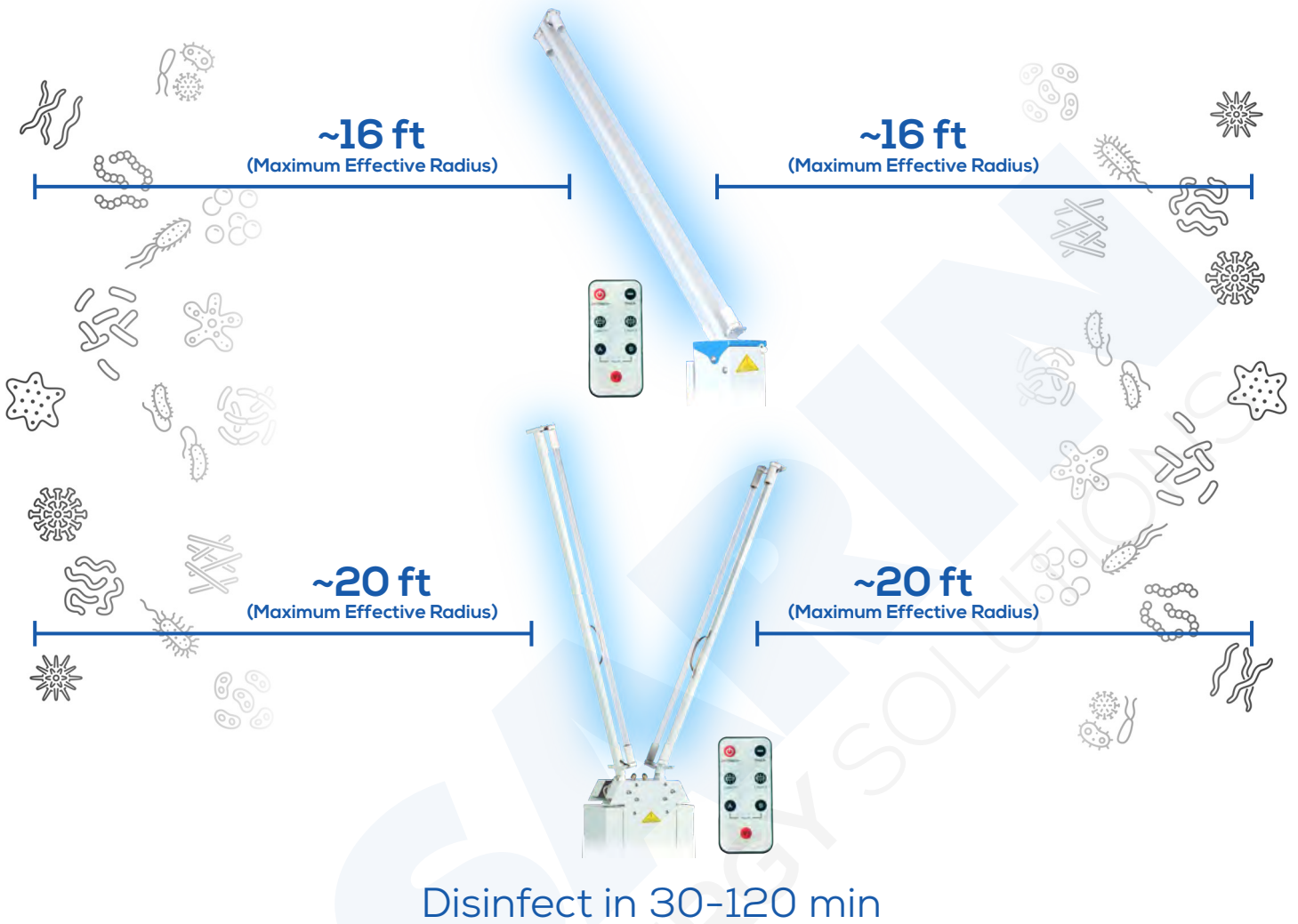





## **Mobile UVC Sterilizer Units**

Ultraviolet Disinfection Light Kills 99.9%  
of Viruses, Bacteria, Fungi & More

# Mobile UVC Sterilizer Units



 The Centers for Disease Control and Prevention (CDC) recommends a UV lamp intensity of **40  $\mu\text{W}/\text{cm}^2$**  at the center of the work area to ensure surface decontamination.

# Mobile UVC Sterilizer Unit

#10998 SES-UVCMOBI-60



## UVC Kills



Viruses



Bacteria




Fungi



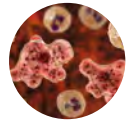
Mold



Yeast



Algae



Amoebas



Allergens

## FEATURES

1. Clinically proven to eliminate 99.9% of all viruses, bacteria, fungi, mold, yeast, algae, amoebas, and other germs and allergens within seconds of 253.7 nm UVC exposure.
2. Can be programmed and set with panel or remote control.
3. A motion sensor deactivates the lamp when it detects movement within 16 feet.
4. Arm can be folded out of protective shell and adjusted to various angles.
5. Contact-free disinfection reduces the chance of human error and cross-contamination.
6. Reduces the need to buy and handle corrosive cleaners. (Does not replace soap/water)

## SPECIFICATIONS

Model:	Mobile UVC Sterilizer Unit
Size:	41.7"(L) x 13.8"(W) x 14.2"(D) 20.8 lbs
Power:	110W
Voltage:	AC110V
UV Strength:	$\geq 296 \mu\text{W}/\text{cm}^2$ (at 3.5 ft)
Effective Range:	~1,000 ft <sup>2</sup>
UVC Wavelength:	253.7 nm
UVC Lamp:	Mercury Quartz
Bonus Features:	Motion Detector, Remote
Bulb Lifespan:	$\geq 6,000$ hours
Remote Range:	100 ft

## TIPS & SAFETY

- To maximize effectiveness, ensure the room to be disinfected is clear of debris
- Take care to avoid direct or prolonged exposure of UVC to skin and eyes
- Keep out of reach of children and pets, do not leave unattended while not in use
- Clear area of people, plants and animals
- Can be used near food, tests have not shown any loss in quality or nutrition
- Angle the arm for maximum exposure
- If the lamp breaks use a wet paper towel to clean up, and do not inhale
- As distance from a subject is increased, exposure time should be prolonged
- Skin oils can damage the bulb, don't touch



## INSTRUCTIONS

Ensure that the base is attached, open the side door and lift the lamp arm to your desired angle. Plug the cord into an outlet and ensure the area is clear of people and debris. Position the unit so the front side with sensor is facing the direction someone is most likely to approach.

Area	Disinfect Time
~500 ft <sup>2</sup>	30 minutes
~750 ft <sup>2</sup>	60 minutes
~1,000 ft <sup>2</sup>	120 minutes

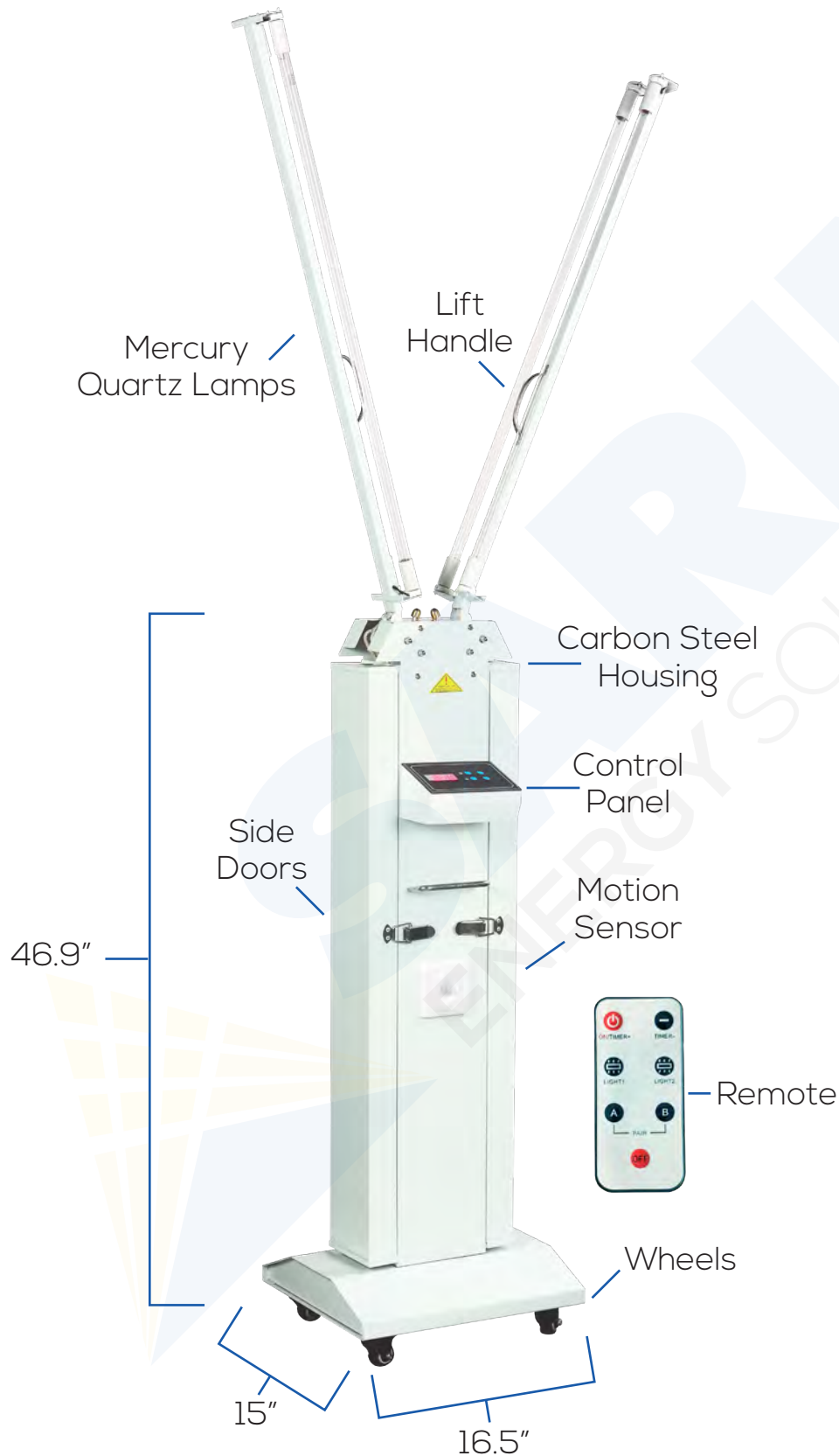
\*Exposure time can be extended past 120 min to increase the kill rate from 99.9% to ~99.999%.

### Press the 'ON' button and set the timer between 0-1440 minutes.

This model is ideal for more populated areas and can easily be operated by a novice. There is a delay once it is turned on, so it will not activate until the sensor does not detect anyone. If a person or small animal enters its range it will deactivate the unit temporarily until they leave.

# Mobile UVC Sterilizer Unit XL

#10999 SES-UVCMOBI-220



## UVC Kills



Viruses



Bacteria




Fungi



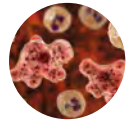
Mold



Yeast



Algae



Amoebas



Allergens



## FEATURES

1. Clinically proven to eliminate 99.9% of all viruses, bacteria, fungi, mold, yeast, algae, amoebas, and other germs and allergens within seconds of 253.7 nm UVC exposure.
2. Can be programmed and timer set with panel or remote control.
3. A motion sensor deactivates the lamp when it detects movement within 16 feet.
4. Two arms can be folded and adjusted to 30-180° angles. (Activate one or both arms)
5. Contact-free disinfection reduces the chance of human error and cross-contamination.
6. Reduces the need to buy and handle corrosive cleaners. (Does not replace soap/water)

## SPECIFICATIONS

Model:	Mobile UVC Sterilizer Unit XL
Size:	46.9"(L) x 16.5"(W) x 15"(D) 48.5 lbs
Power:	220W
Voltage:	AC110V
UV Strength:	≥592 μW/cm <sup>2</sup> (at 3.5 ft)
Effective Range:	~1,500 ft <sup>2</sup>
UVC Wavelength:	253.7 nm
UVC Lamp:	Mercury Quartz
Bonus Features:	Motion Detector, Remote
Bulb Lifespan:	≥6,000 hours
Remote Range:	100 ft

## TIPS & SAFETY

- To maximize effectiveness, ensure the room to be disinfected is clear of debris
- Avoid UVC exposure to skin and eyes
- Keep out of reach of children and pets, do not leave unattended while not in use
- Clear area of people, plants and animals
- Can be used near food, tests have not shown any loss in quality or nutrition
- Angle the arms for maximum exposure
- If the lamp breaks use a wet paper towel to clean up, and do not inhale
- As distance from a subject is increased, exposure time should be prolonged
- Skin oils can damage the bulb, don't touch



## INSTRUCTIONS

Ensure that the base is attached, open the side doors and lift each lamp arm to your desired angle. Plug the cord into an outlet and ensure the area is clear of people and debris. Position the unit so the front side with sensor is facing the direction someone is most likely to approach.

Area	Disinfect Time
~650 ft <sup>2</sup>	30 minutes
~900 ft <sup>2</sup>	60 minutes
~1200 ft <sup>2</sup>	90 minutes
~1,500 ft <sup>2</sup>	120 minutes

\*Exposure time can be extended past 120 min to increase the kill rate from 99.9% to ~99.999% or to disinfect rooms larger than 1,500 sq ft.

### Press the 'ON' button and set the timer between 15-1440 minutes.

This model is ideal for more populated places and can easily be operated by a novice. There is a delay once it is turned on, so it will not activate until the sensor does not detect anyone. If a person or small animal enters the space it will deactivate the unit temporarily until they leave. You can operate both arms at once or just one at a time with the "Lamp 1" and "Lamp 2" buttons.




## **Suspended UVC Sterilizer**

Ultraviolet Disinfection Light Kills 99.9%  
of Viruses, Bacteria, Fungi & More

# Suspended UVC Sterilizer



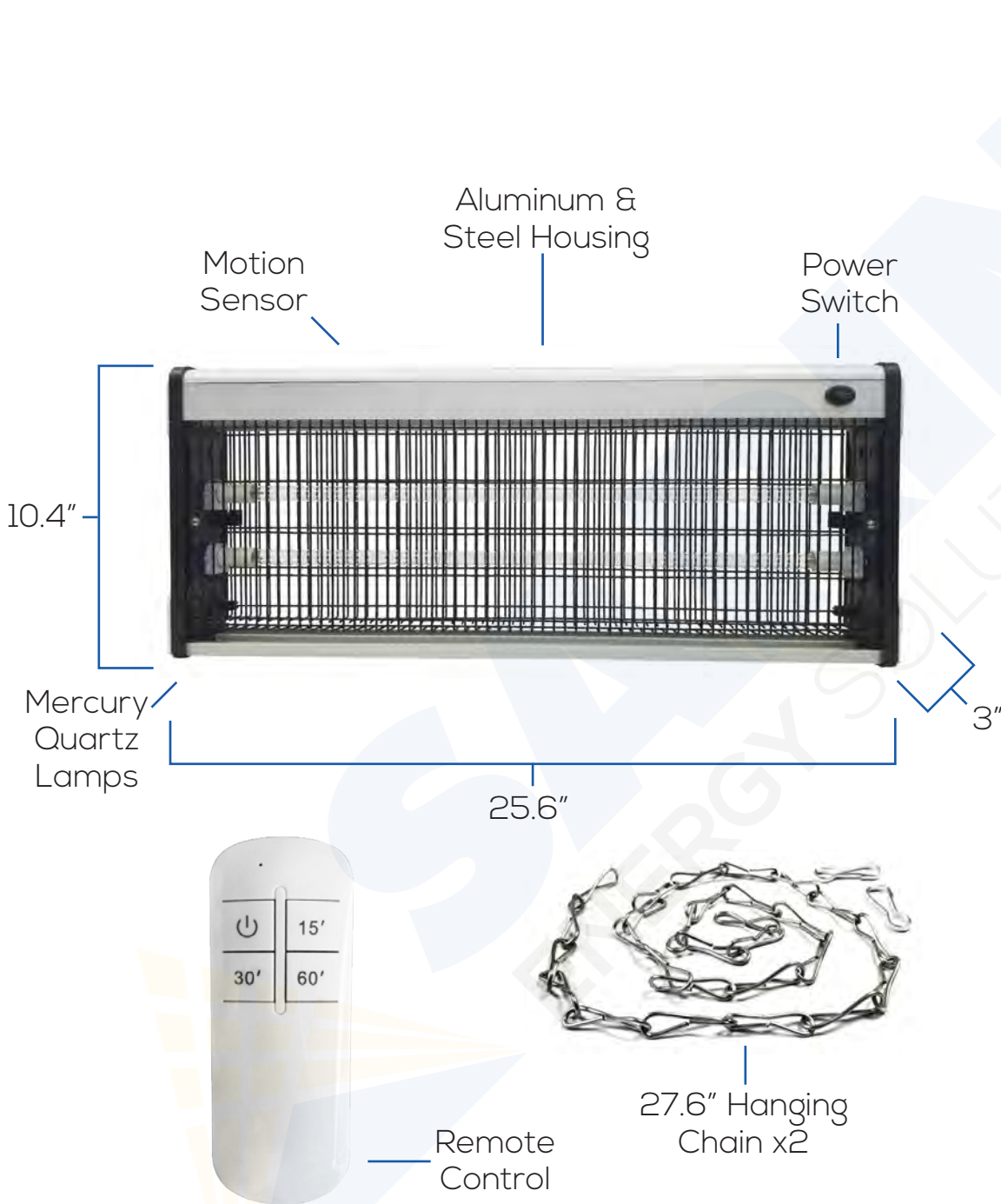
Disinfect in 15-60 min



The Centers for Disease Control and Prevention (CDC) recommends a UV lamp intensity of  $40 \mu\text{W}/\text{cm}^2$  at the center of the work area to ensure surface decontamination.

# Suspended UVC Sterilizer

#10991 SES-UVCWA-40



## UVC Kills



Viruses



Bacteria




Fungi



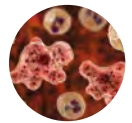
Mold



Yeast



Algae



Amoebas



Allergens


## FEATURES

1. Clinically proven to eliminate 99.9% of all viruses, bacteria, fungi, mold, yeast, algae, amoebas, and other germs and allergens within seconds of 253.7 nm UVC exposure.
2. Can be programmed and set via remote control.
3. A motion sensor deactivates the lamp when it detects movement within 16 feet.
4. Contact-free disinfection reduces the chance of human error and cross-contamination.
5. Hypoallergenic sanitizing does not leave irritants or toxic chemicals behind.
6. Reduces the need to buy and handle corrosive cleaners. (Does not replace soap/water)

## SPECIFICATIONS

(CE, RoHS Pending)

Model:	Suspended UVC Sterilizer
Size:	25.6"(L) x 10.4"(W) x 3"(D) 4.3 lbs
Power:	40W
Voltage:	AC110 - 130V
UV Strength:	≥150 μW/cm <sup>2</sup> (at 3.5 ft)
Effective Range:	~400 ft <sup>2</sup>
UVC Wavelength:	253.7 nm
UVC Lamp:	Mercury Quartz
Bonus Features:	Motion Detector, Remote
Bulb Lifespan:	≥8,000 hours
Remote Range:	32 ft



## TIPS & SAFETY

- To maximize effectiveness, ensure the room to be disinfected is clear of debris
- Avoid UVC exposure to skin and eyes
- Extend disinfection time if your room temperature is above 104° F or below 68° F to ensure adequate exposure
- Clear area of people, plants and animals
- Can be used near food, tests have not shown any loss in quality or nutrition
- If the lamp breaks use a wet paper towel to clean up, and do not inhale
- As distance from a subject is increased, exposure time should be prolonged
- Skin oils can damage the bulb, don't touch

## INSTRUCTIONS

Make sure the device is plugged into a grounded outlet. Hang or stand the sterilizer 1-2 ft away from the wall, ideally in the center of the area. The fixture should be turned on with the power switch located on the front of the housing before being remote controlled.

Area	Disinfect Time
~200 ft <sup>2</sup>	15 minutes
~300 ft <sup>2</sup>	30 minutes
~400 ft <sup>2</sup>	60 minutes

### Remote Operation:

1. Press the "ON/OFF" button on the remote to get the fixture ready for activation.
2. Press the button for a "15 min", "30 min", or "60 min" cycle.
3. Leave the area immediately.
4. When the cycle is complete the light shuts off automatically.

**Motion Sensor:** The sensor automatically stops the UV light cycle if motion is detected within 16 feet. Once the area is clear of heat and movement, then the cycle will resume. It is best to run this device after business hours as the last person is leaving.



## **UVC Sterilization Bag**

Ultraviolet Disinfection Light Kills 99.9%  
of Viruses, Bacteria, Fungi & More

# UVC Sterilization Bag



$\geq 18,000 \mu\text{W}/\text{cm}^2$   
(UV Radiation Intensity)



\*Does not activate when lid is open.

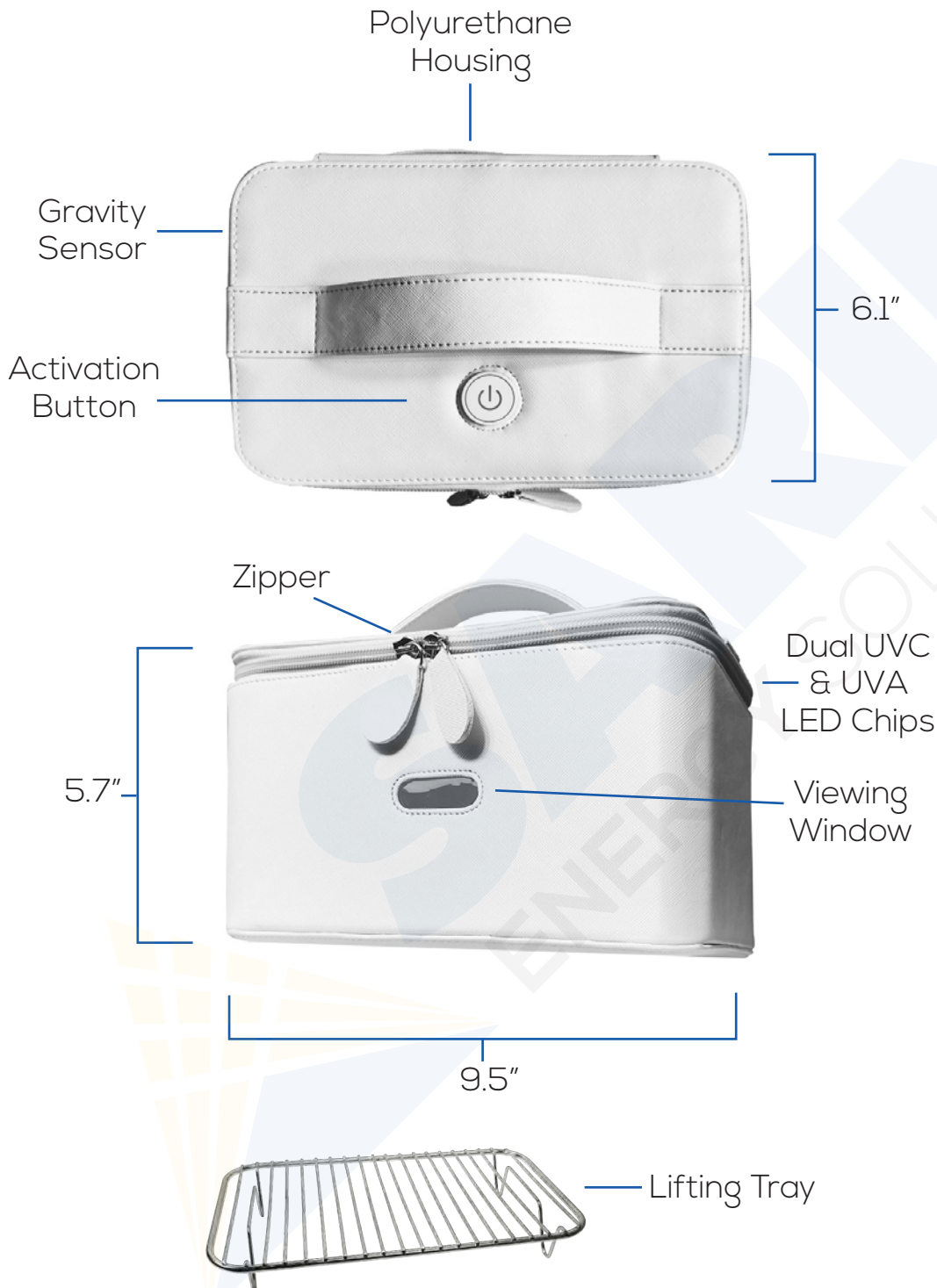
Disinfect in 5 min



The Centers for Disease Control and Prevention (CDC) recommends a UV lamp intensity of  $40 \mu\text{W}/\text{cm}^2$  at the center of the work area to ensure surface decontamination.

# UVC Sterilization Bag

#10992 SES-UVCBG



## UVC Kills



Viruses



Bacteria




Fungi



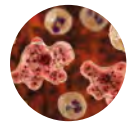
Mold



Yeast



Algae



Amoebas



Allergens



## FEATURES

1. Clinically proven to eliminate 99.9% of all viruses, bacteria, fungi, mold, yeast, algae, amoebas, and other germs and allergens within seconds of 270–280 nm UVC exposure.
2. Simple one-button operation disinfects any object that fits inside within 5 minutes.
3. A gravity sensor deactivates the light if the lid is opened or the bag shaken.
4. The LED chips are dual UVC & UVA to sterilize with a power 20X greater than the sun.
5. Contact-free disinfection reduces the chance of human error and cross-contamination.
6. Hypoallergenic sanitizing does not leave irritants or toxic chemicals behind.
7. Reduces the need to buy and handle corrosive cleaners. (Does not replace soap/water)

## SPECIFICATIONS

Model:	UVC Sterilization Bag
Size:	9.5"(L) x 6.1"(W) x 5.7"(H) 1.3 lbs
Power:	8W
Voltage:	DC5V 1A
UV Strength:	≥18,000 μW/cm <sup>2</sup>
UV Wavelength:	270–280 nm & 405 nm (UVA)
UVC Lamp:	6 LED Chips
Bonus Features:	UVA Light, Gravity Sensor
LED Lifespan:	≥10,000 hours
Sterilization Time:	5 Minutes
Included:	Tray, USB Power Cord



## TIPS & SAFETY

- To maximize effectiveness, ensure the objects to be disinfected are uncovered
- Place objects unstacked on the tray
- Take care to avoid direct or prolonged exposure of UVC to skin and eyes
- Keep out of reach of children and pets
- Be sure to close the zipper before use
- Can be used on food, tests have not shown any loss in quality or nutrition
- Do not dismantle the circuit board
- Do not put antiques or art inside, can mimic effects of sun bleaching
- Do not soak in liquid (small drops are fine)

## INSTRUCTIONS

Plug the device into a USB outlet and set it on a level surface. Put the holding tray inside and place your objects on the tray side by side and not stacked on top of one another.

### Manual Operation:

1. Once the bag is sealed press the "Power" button.
2. Wait for 5 minutes for disinfection to finish.
3. When the "Power" button light turns off, the cycle is complete.
4. If the bag is shaken or the lid opened prematurely, simply start over.

**Gravity Sensor:** During disinfection, when the device is shaken or the lid is opened the LED chips will immediately deactivate to prevent accidental exposure to the high-intensity light. To activate the light again press the power button once more. The sensor cannot detect whether the lid is closed or not, so care should be taken to always seal the zipper before activation.



## **UVC Sterilizing Wireless Charger**

Ultraviolet Disinfection Light Kills 99.9%  
of Viruses, Bacteria, Fungi & More

# UVC Sterilizing Wireless Charger



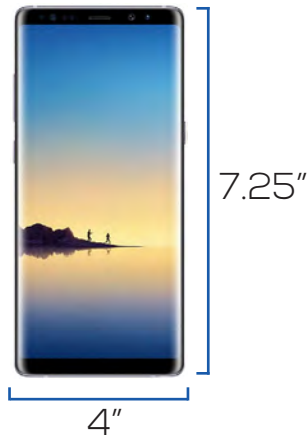

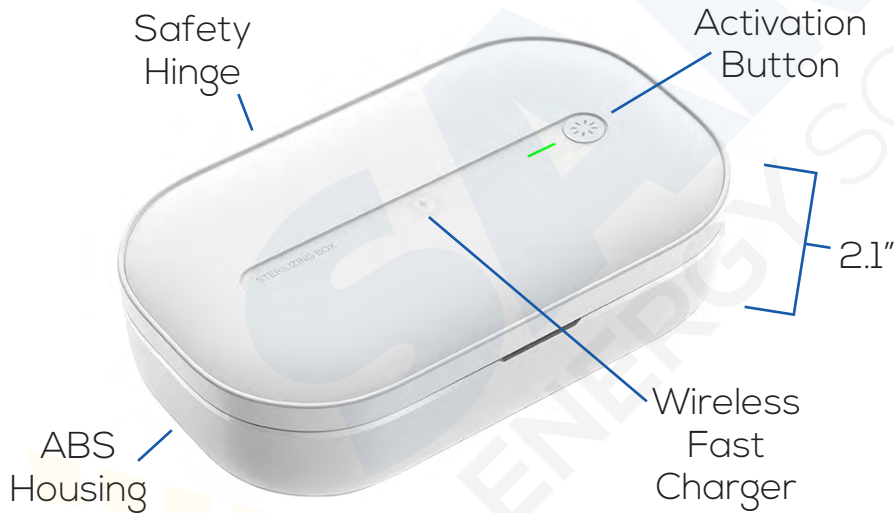
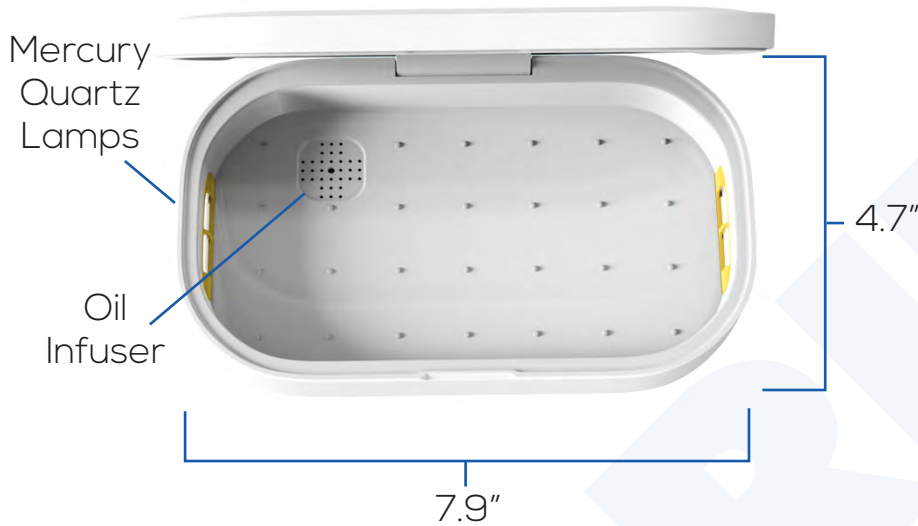
Disinfect in 3-10 min



The Centers for Disease Control and Prevention (CDC) recommends a UV lamp intensity of  $40 \mu\text{W}/\text{cm}^2$  at the center of the work area to ensure surface decontamination.

# UVC Sterilizing Wireless Charger

#10993 SES-UVCPH



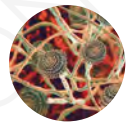
## UVC Kills



Viruses



Bacteria




Fungi



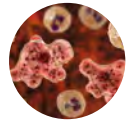
Mold



Yeast



Algae



Amoebas



Allergens


## FEATURES

1. Clinically proven to eliminate 99.9% of all viruses, bacteria, fungi, mold, yeast, algae, amoebas, and other germs and allergens within seconds of 253.7 nm UVC exposure.
2. Safety mechanism temporarily deactivates the device if the lid is opened during use.
3. The top of the unit acts as a wireless fast charger. Can be used while disinfecting below.
4. Ozone is produced to permeate into cracks and crevices for more effective sterilization.
5. Contact-free disinfection reduces the chance of human error and cross-contamination.
6. Reduces the need to buy and handle corrosive cleaners. (Does not replace soap/water)

## SPECIFICATIONS



Model:	UVC Sterilizing Fast Charger
Size:	7.9"(L) x 4.7"(W) x 2.1"(D) 13.2 oz
Power:	2W Light, 10W Charge
Voltage:	DC5V 2A, DC9V 2A
UV Strength:	≥2,100 μW/cm <sup>2</sup>
UV Wavelength:	253.7 nm & 185 nm (Ozone)
UVC Lamp:	Mercury Quartz
Bonus Features:	Ozone, Aromatic Oil Infuser
Bulb Lifespan:	≥8,000 hours
Wireless Charge:	WPC1.2.4_Qi
Included:	Dropper x2, 3.3' USB-C Cord



## TIPS & SAFETY

- To maximize effectiveness, ensure the object to be disinfected is uncovered
- After use you can smell ozone vapor, it is harmless in small doses but should not be intentionally or repeatedly inhaled
- Avoid UVC exposure to skin and eyes
- Be sure the lid is closed before use
- If the lamp breaks use a wet paper towel to clean up, and do not inhale
- Do not soak in liquid (small drops are fine)
- Do not add more than 3 drops of oil
- Do not use perfume containing alcohol, it may damage silicone devices
- Skin oils can damage the bulb, don't touch

## INSTRUCTIONS

Plug the device into a USB port and place it on a dry table. Once the red light is on, the wireless charge function is active. If you choose to, add aromatherapy oil before your object.

Indicator	Mode
Red Light	Charging
Green Light	3 min cycle
Blue Light	10 min cycle
Yellow Light	3 min & charge
Purple Light	10 min & charge

### Manual Operation:

1. If a red light does not turn on when plugged in, ensure that the cable is properly connected.
2. Press the button once to run a 3 minute cycle.
3. Press the button a second time to run a 10 min cycle.
4. At any point a wireless charging capable mobile phone can be placed on top to be recharged.
5. To cancel the operation hold the button for 5 seconds.

**Safety Switch:** If the lid is opened at any point during the disinfection process the device will temporarily deactivate, and then once the lid is closed again it will continue the previous mode.




## **UVC Sterilization Troffer**

Ultraviolet Disinfection Light Kills 99.9%  
of Viruses, Bacteria, Fungi & More



## Keep touch points safe for your visitors and staff.

Set yourself apart with a permanent disinfection fixture that helps protect your high traffic areas.



Available in 2x2 and 2x4 ft sizes.

Excerpt from independent Microchem Laboratory test on a SARIN UVC device with the same bulb.

Test Microorganism	Contact Time	Carrier Distance	Replicate	CFU/Carrier	Average CFU/Carrier	Percent Reduction Compared to Control at Time Zero	Log <sub>10</sub> Reduction Compared to Control at Time Zero
<i>E. coli</i> ATCC 11229	Time Zero	N/A	1	7.20E+07	6.05E+07	N/A	N/A
			2	4.90E+07			
	15 Minutes	1 meter	1	<1.00E+01	<1.40E+02	>99.9998%	>5.64
			2	2.70E+02			
	20 Minutes	2 meters	1	2.00E+01	<1.50E+01	>99.99998%	>6.61
			2	<1.00E+01			
<i>S. aureus</i> ATCC 6538	Time Zero	N/A	1	1.43E+07	1.21E+07	N/A	N/A
			2	9.90E+06			
	15 Minutes	1 meter	1	2.20E+02	6.55E+02	99.995%	4.27
			2	1.09E+03			
	20 Minutes	2 meters	1	3.40E+02	5.15E+02	99.996%	4.37
			2	6.90E+02			
MS2 Bacteriophage ATCC 15597-B1	Time Zero	N/A	1	7.20E+05	6.75E+05	N/A	N/A
			2	6.30E+05			
	15 Minutes	1 meter	1	1.36E+03	1.44E+03	99.787%	2.67
			2	1.51E+03			
	20 Minutes	2 meters	1	1.70E+03	1.90E+03	99.72%	2.55
			2	2.09E+03			

## Disinfects in 15-60 Minutes

## Benefits of UVC Sterilization



**Highly effective** in killing every known microorganism (including coronavirus strains) and shown to reduce viral illness rates.



**Boost morale** by creating a protected environment—not just for workers—but anyone who enters your facility.



**Save money** with an alternate option to COVID-19 packages with recurring costs and non-quantifiable results.



**Safe** for the environment and humans with light naturally emitted from the sun, does not disperse mysterious chemicals.



**Get all advantages** UVC has to offer without adding more work, just activate the troffer with the push of a button.

### UVC Disinfection

# VS

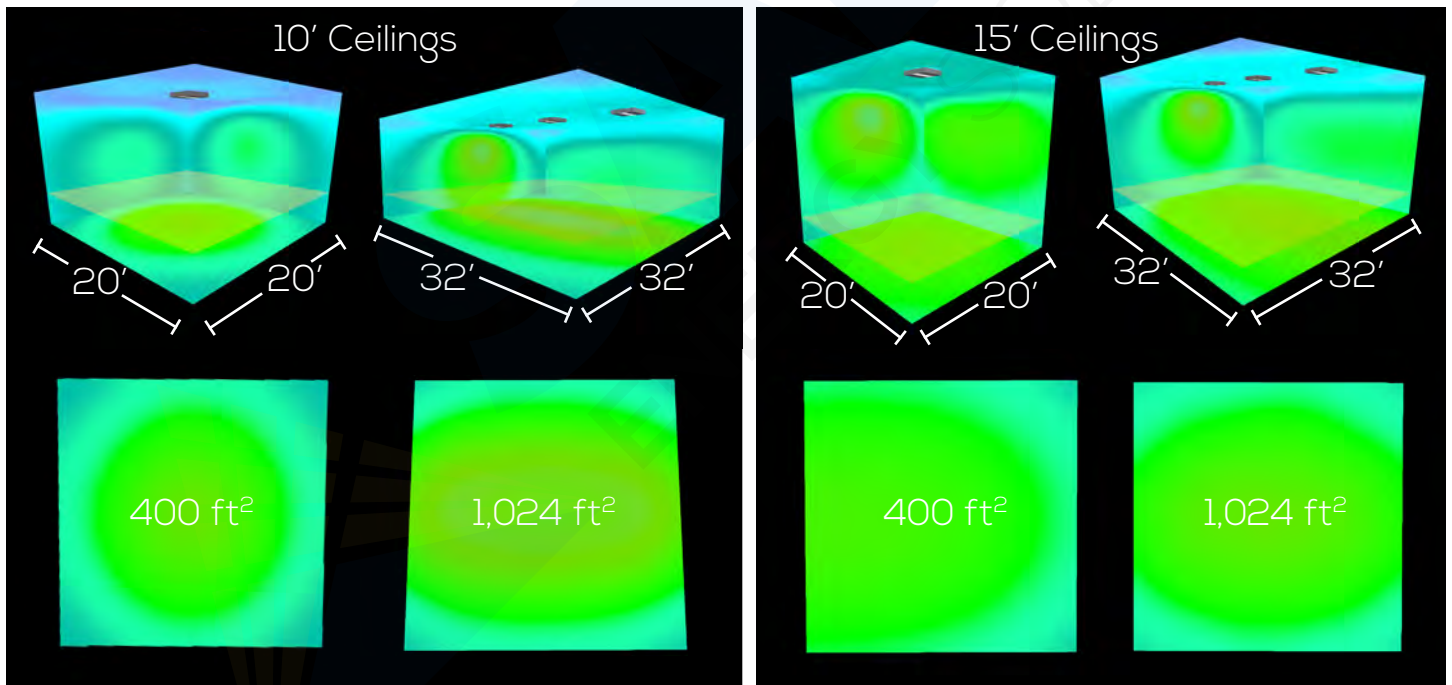
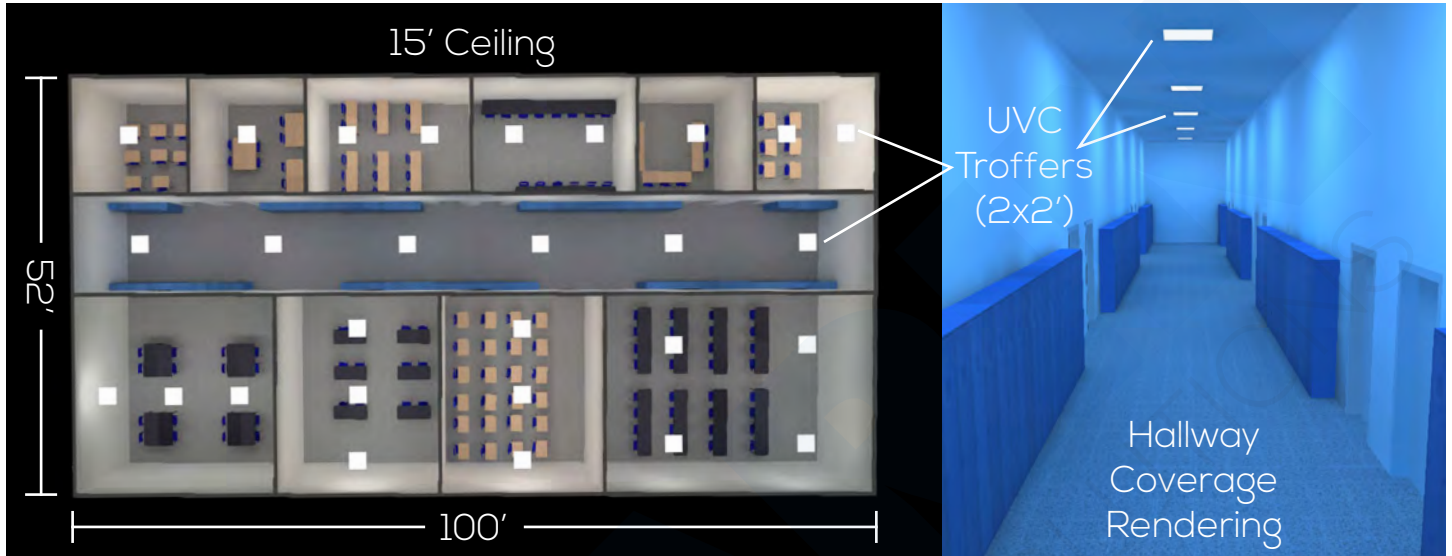
### Chemical Cleaners

Hypoallergenic and safe	✓	<b>RESIDUE</b>	✗	Leaves toxic irritants behind
Effortless once installed	✓	<b>EFFORT</b>	✗	Requires manual labor
Run automatically with remote	✓	<b>FREQUENCY</b>	✗	Dependent on a worker
Effective every single time	✓	<b>ERRORS</b>	✗	Prone to cross-contamination
No recurring purchases	✓	<b>COST</b>	✗	Buy materials frequently
8,000+ cycles per bulb	✓	<b>UPKEEP</b>	✗	Constant maintenance
Works against all microbes	✓	<b>EFFECT</b>	✗	Must include correct biocides
Environmentally friendly	✓	<b>NATURE</b>	✗	Chemical storage and waste



# UVC LIGHT FIELD SCHOOL SIMULATION

This set of renderings illustrates the sterilization fixture coverage, light distribution and relative ultraviolet intensity. Two ceiling heights were applied in this study for a variety of rooms based on common classroom and hallway sizes.



UV Intensity Heat Map Scale

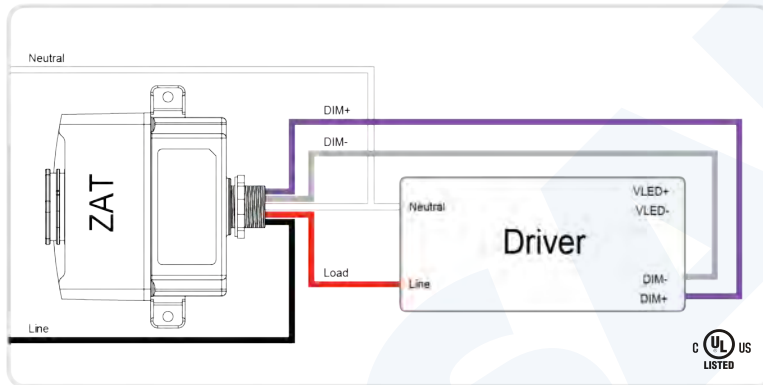


## ENTERPRISE PROGRAMMING OPTION

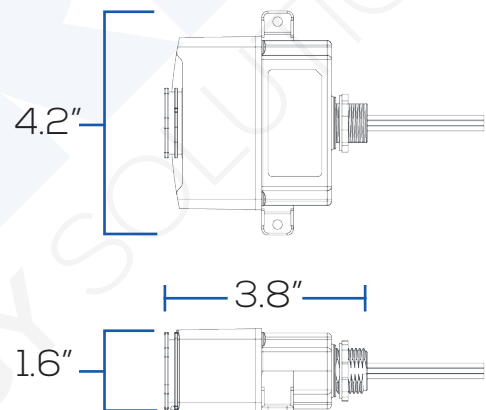
- Applied Internal Load Switch to control AC main On/Off
- Integrated AC-DC supply for stand-alone operation
- Supports 1-10V Dimming
- 2.4GHz ZigBee® Transceiver
- Embedded antenna for easy installation and low cost
- Flexible platform to accommodate diverse protocols
- Supports RCA SENSOR CONNECT, Daintree Networks® and ControlScope® systems



## WIRING DIAGRAM




## DIMENSIONS



## RCA SENSOR CONNECT APP

The mobile app makes commissioning easy. Create lighting groups, optimize energy savings, monitor energy consumption, and control aesthetics with scenes to help building managers easily maintain lighting groups.



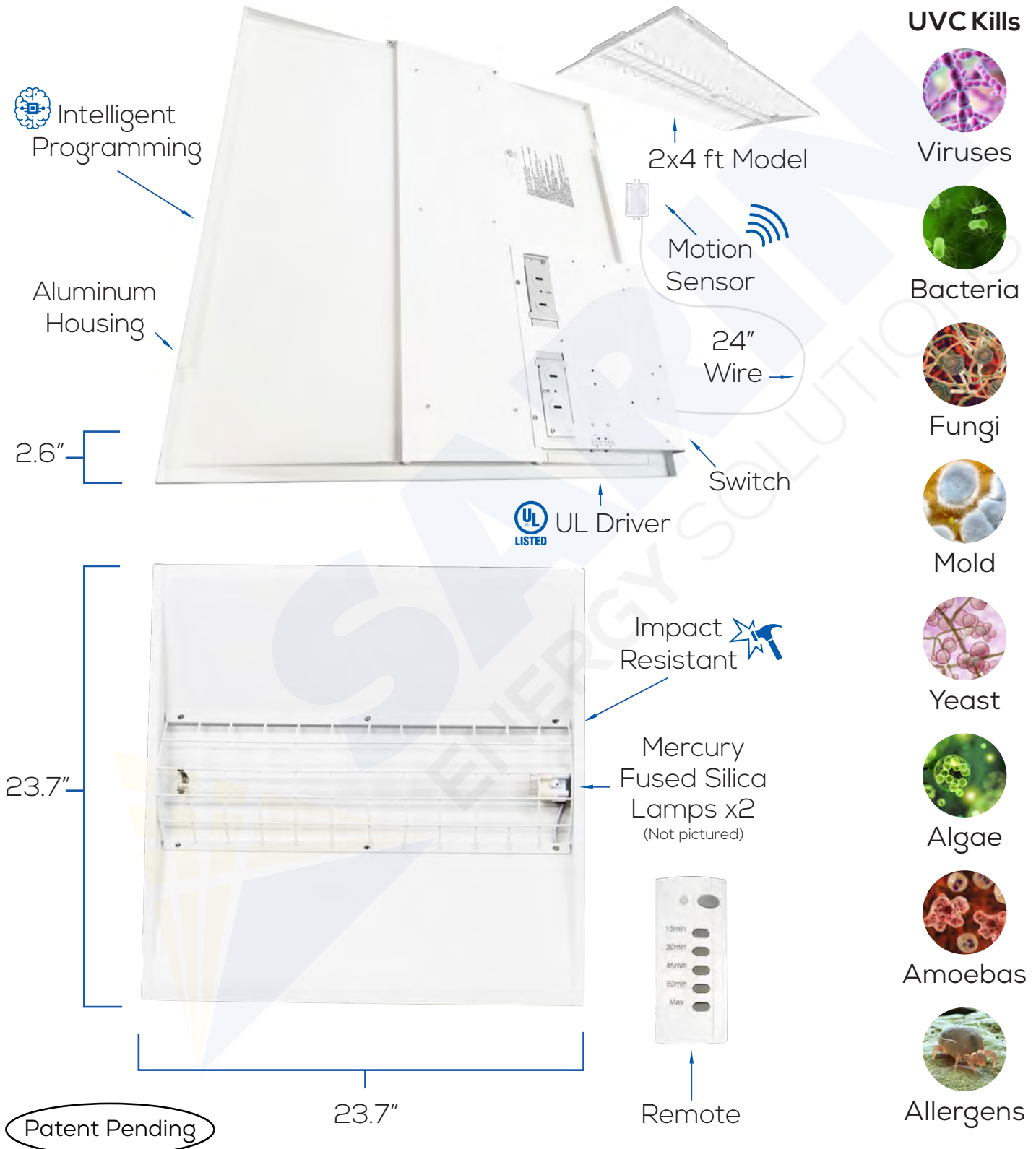
Graphical Map      1-Button Commissioning      Troubleshooting Manager      Energy Monitoring

- Floor plan image registration
- Graphical map for lighting assignment
- Convenient methods for light registration
- More than 10,000 lighting control groups can be configured
- Occupancy sensor timeout and motion sensitivity adjustment
- Runs firmware updates
- Support for remote commissioning via screen sharing
- Energy monitoring, data analytics, reporting, and scenes

# UVC Sterilization Troffer

2x2' Remote:	#11042	SES-UVCTR-110-R
2x2' Enterprise:	#11043	SES-UVCTR-110-E

2x4' Remote:	#11029	SES-UVCTR24-110-R
2x4' Enterprise:	#11030	SES-UVCTR24-110-E

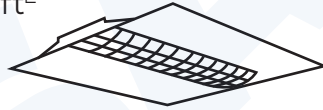


### FEATURES

1. Clinically proven to eliminate 99.9% of all viruses, bacteria, fungi, mold, yeast, algae, amoebas, and other germs and allergens within seconds of 253.7 nm UVC exposure.
2. Can easily be set with remote control. The enterprise model allows app management.
3. A 360° motion sensor deactivates the lamp when it detects movement within 16 feet.
4. Contact-free disinfection reduces the chance of human error and cross-contamination.
5. Hypoallergenic sanitizing does not leave irritants or toxic chemicals behind.
6. Reduces the need to buy and handle corrosive cleaners. (Does not replace soap/water)

### SPECIFICATIONS (ETL, FCC Pending)

Model:	UVC Sterilization Troffer
2x2' Size:	23.7"(L) x 23.7"(W) x 2.6"(D)
2x4' Size:	47.7"(L) x 23.7" (W) x 2.6"(D)
Power:	110W
Voltage:	AC100 - 277V
UV Strength:	≥380 μW/cm <sup>2</sup> (at 3.5 ft)
Effective Range:	~20 ft
Coverage Area:	350-400 ft <sup>2</sup>
IP Rating:	IP20
UVC Wavelength:	253.7 nm
UVC Lamp:	Mercury Fused Silica
Standard Features:	Remote, Motion Detector
Bulb Lifespan:	≥8,000 hours



### TIPS & SAFETY

- To maximize effectiveness, ensure the room to be disinfected is clear of debris
- Take care to avoid direct or prolonged exposure of UVC to skin and eyes
- Extend disinfection time if your room temperature is above 104° F or below 68° F to ensure adequate exposure
- Clear area of people, plants and animals
- The base model has a driver box switch to toggle remote or hardwired operation
- Can be used near food, tests have not shown any loss in quality or nutrition
- If the lamp breaks use a wet paper towel to clean up, and do not inhale
- As distance from a subject is increased, exposure time should be prolonged
- Skin oils can damage the bulb, don't touch

### INSTRUCTIONS

This UVC Sterilization Troffer is a permanent way to keep an area safe and germ free. Simply clear the room and set the timer with your remote, then allow it to run a 15-60 minute cycle depending on number of units and ceiling height. If anyone approaches within 16 feet of the fixture during disinfection it temporarily deactivates. The standard model has a button to toggle between remote operation or the ability to connect a hardwired timer wall switch\*.

\*Not Included

#### Remote Operation:

1. Install in drop ceiling and connect power.
2. Press "Power" button on the remote.
3. Select your duration using a time button.
4. After a 10 second delay the light activates.

#### Motion Sensor:

This activates 20 seconds after the lamp is switched on. When motion is detected within 16 feet the light will turn off, then turn back on after 20 seconds of no motion.



## UVC Fully Automatic Sterilizer

Ultraviolet Disinfection Light Kills 99.9%  
of Viruses, Bacteria, Fungi & More



## Keep touch points safe for your customers and staff.

Become the preferred business and build trust with this fully automated, install-and-forget system.



Excerpt from independent Microchem Laboratory test on a similar SARIN UVC device.

Test Microorganism	Contact Time	Carrier Distance	Replicate	CFU/Carrier	Average CFU/Carrier	Percent Reduction Compared to Control at Time Zero	Log <sub>10</sub> Reduction Compared to Control at Time Zero
<i>E. coli</i> ATCC 11229	Time Zero	N/A	1	7.20E+07	6.05E+07	N/A	
			2	4.90E+07			
	10 Seconds	2 inches	1	7.00E+02	8.10E+02	99.9987%	4.87
			2	9.20E+02			
<i>S. aureus</i> ATCC 6538	Time Zero	N/A	1	5.00E+06	4.65E+06	N/A	
			2	4.30E+06			
	20 Seconds	1 inch	1	4.50E+02	1.15E+03	99.98%	3.61
			2	1.84E+03			
MS2 Bacteriophage ATCC 15597-B1	Time Zero	N/A	1	2.35E+06	2.38E+06	N/A	
			2	2.40E+06			
	20 Seconds	1 inch	1	9.00E+03	7.00E+03	99.71%	2.53
			2	5.00E+03			

## Automatically Disinfects in 60 Seconds

## Benefits of UVC Sterilization



**Highly effective** in killing every known microorganism (including coronavirus strains) and shown to reduce viral illness rates.



**Boost customer loyalty** by creating a powerful sense of protection and safety by going above and beyond competitors.



**Save money** with an alternate option to COVID-19 packages with recurring costs and non-quantifiable results.



**Safe** for the environment and humans with light naturally emitted from the sun, does not disperse mysterious chemicals.



**Get all advantages** UVC has to offer without adding more work, just let the intelligent self-sufficient system run.

### UVC Disinfection

# VS

### Chemical Cleaners

Hypoallergenic and safe	✓	RESIDUE	✗	Leaves toxic irritants behind
Effortless once installed	✓	EFFORT	✗	Requires manual labor
Automatic after each client	✓	FREQUENCY	✗	Dependent on a worker
Effective every single time	✓	ERRORS	✗	Prone to cross-contamination
No recurring purchases	✓	COST	✗	Buy materials frequently
400,000+ cycles per bulb	✓	UPKEEP	✗	Constant maintenance
Works against all microbes	✓	EFFECT	✗	Must include correct biocides
Environmentally friendly	✓	NATURE	✗	Chemical storage and waste


## How It Works - Step by Step



- 1 Automatic UVC Sterilizer waits to activate**  
Until a customer goes near the device it stays off to avoid unnecessary usage. The adjustable lamp guard should be angled to focus on the machine's high-touch areas.




- 2 Motion is detected and a timer starts**  
When motion is detected a 15 second timer begins. The sensor will reset the timer and the device will not turn on while anyone is still within range.



- 3 The light does not turn on as long as it senses motion**

The timer will keep resetting as long as someone is in the area. If a person goes near a sterilizer while a cycle is running then the light shuts off and the timer resets.



- 4 After 15 seconds of no motion the light turns on for a 1 minute cycle**

15 Seconds after motion has not been detected, a light cycle will run for 1 minute—more than the disinfection time needed to kill virus and bacteria cells.



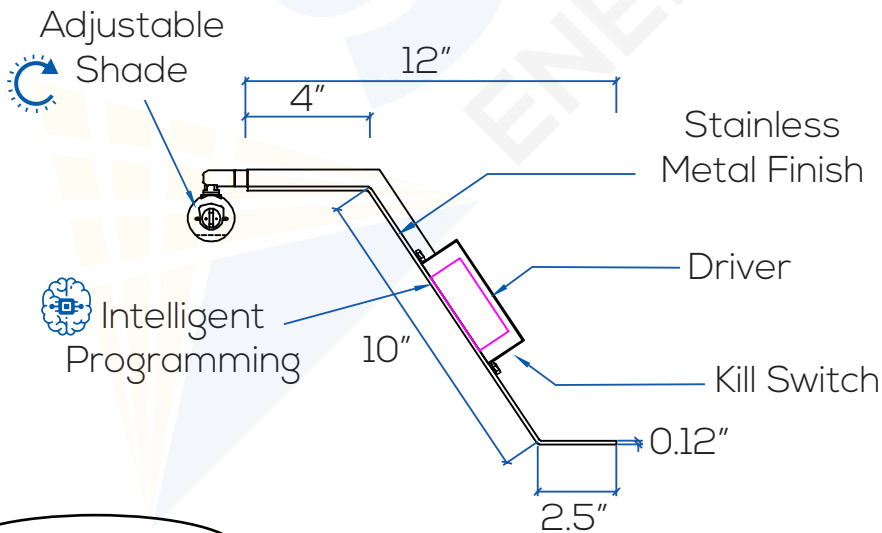
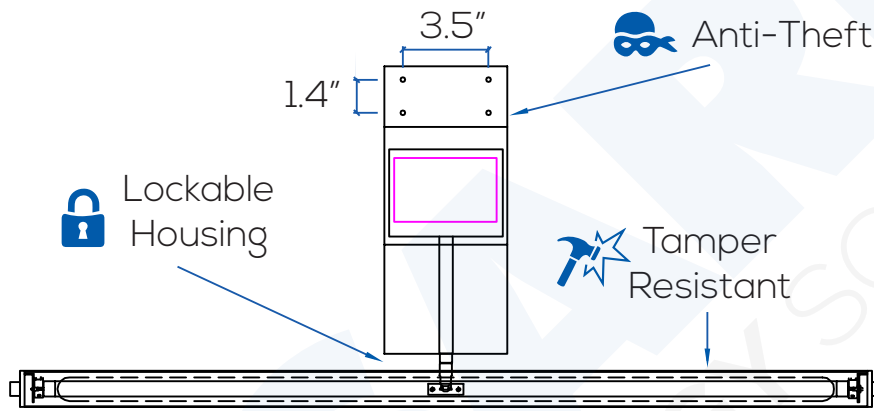
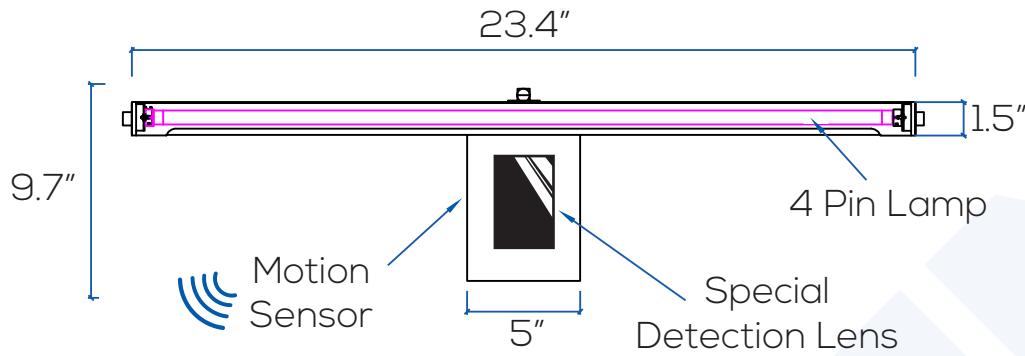
- 5 After 1 minute, disinfection is complete and the light turns off**

After the 1 minute cycle is done the light shuts off and the machine is 99.99% germ free for the next person.



# UVC Fully Automatic Sterilizer

2' White: #11031 SES-UVCFAS-30-W  
 2' Bronze: #11033 SES-UVCFAS-30-B



Patent Pending

## UVC Kills



Viruses



Bacteria




Fungi



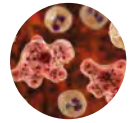
Mold



Yeast



Algae



Amoebas



Allergens

### FEATURES

1. Clinically proven to eliminate 99.9% of all viruses, bacteria, fungi, mold, yeast, algae, amoebas, and other germs and allergens within seconds of 253.7 nm UVC exposure.
2. Install-and-forget system runs without intervention to keep customers safe.
3. A motion sensor deactivates the lamp when it detects movement in front of the device.
4. Contact-free disinfection reduces the chance of human error and cross-contamination.
5. Hypoallergenic sanitizing does not leave irritants or toxic chemicals behind.
6. Reduces the need to buy and handle corrosive cleaners. (Does not replace soap/water)

### SPECIFICATIONS

Model:	UVC Fully Automatic Sterilizer
Size:	23.4"(W) x 9.7"(L) x 12"(D)
Power:	30W
Voltage:	AC110 - 130V
UV Strength:	≥85 μW/cm <sup>2</sup> (at 3.5 ft)
Effective Range:	4-6 feet
UVC Wavelength:	253.7 nm
UVC Lamp:	Mercury Quartz
Bonus Features:	Adjustable & Lockable Lamp Housing
Bulb Lifespan:	≥8,000 hours
Safety:	Motion Detector, Time Delay



### TIPS & SAFETY

- To maximize effectiveness, ensure the machine to be disinfected is debris-free
- Take care to avoid direct or prolonged exposure of UVC to skin and eyes
- Allow the light to run a full 60 second cycle to ensure adequate sterilization
- Angle the light to shine inward aimed at the highest touch point areas
- Can be used near food, tests have not shown any loss in quality or nutrition
- If the lamp breaks use a wet paper towel to clean up, and do not inhale
- Disconnect the power supply before replacing the bulb
- Skin oils can damage the bulb, don't touch

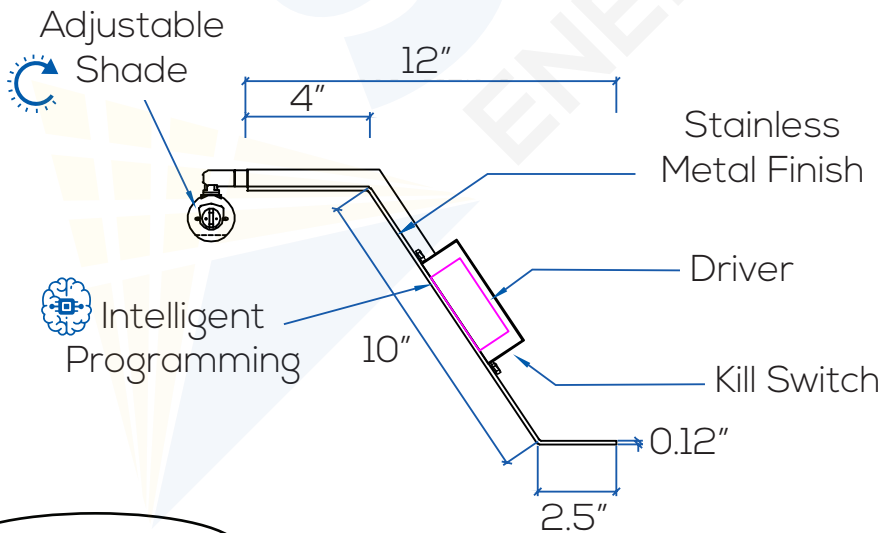
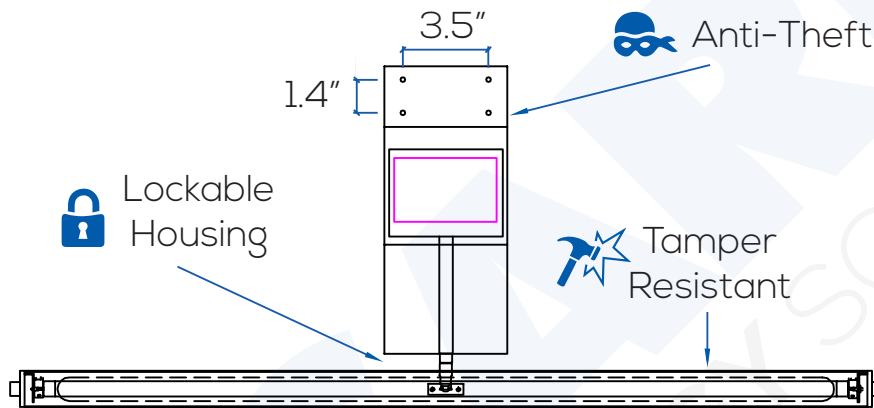
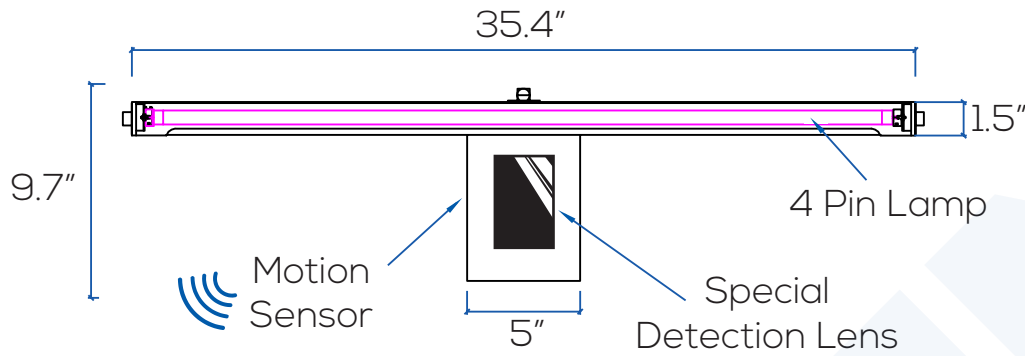
### INSTRUCTIONS

Make sure the device is wired correctly and installed without compromising the machine (mounting options available). Once the fixture is attached simply use the power switch on the back of the driver box to turn it on. When it is powered on the intelligent programming will activate the UVC Fully Automatic Sterilizer for 60 seconds after each visitor. This ensures that each customer has a safe experience without exposure to illness-causing pathogens.

**Motion Sensor:** The sensor automatically begins a new cycle when motion is detected. After the area is clear the light will turn on for 60 seconds. If motion is detected in front of the device during a cycle the light temporarily deactivates until the area is clear again. The motion sensor is precise enough to only trigger in front of the machine it is attached to, and is not affected by other machines behind or across from itself.

# UVC Fully Automatic Sterilizer

3' White: #11032 SES-UVCFAS-40-W  
 3' Bronze: #11034 SES-UVCFAS-40-B



Patent Pending

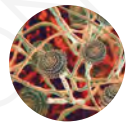
## UVC Kills



Viruses



Bacteria




Fungi



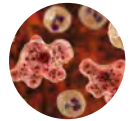
Mold



Yeast



Algae



Amoebas



Allergens

### FEATURES

1. Clinically proven to eliminate 99.9% of all viruses, bacteria, fungi, mold, yeast, algae, amoebas, and other germs and allergens within seconds of 253.7 nm UVC exposure.
2. Install-and-forget system runs without intervention to keep customers safe.
3. A motion sensor deactivates the lamp when it detects movement in front of the device.
4. A Class 1 Division 2 junction box allows installation in restricted areas like gas pumps.
5. Hypoallergenic sanitizing does not leave irritants or toxic chemicals behind.
6. Reduces the need to buy and handle corrosive cleaners. (Does not replace soap/water)

### SPECIFICATIONS

Model:	UVC Fully Automatic Sterilizer
Size:	35.4"(W) x 9.7"(L) x 12"(D)
Power:	40W
Voltage:	AC110 - 130V
UV Strength:	≥135 μW/cm <sup>2</sup> (at 3.5 ft)
Effective Range:	4-6 feet
UVC Wavelength:	253.7 nm
UVC Lamp:	Mercury Quartz
Bonus Features:	Adjustable & Lockable Lamp Housing
Bulb Lifespan:	≥8,000 hours
Safety:	Motion Detector, Time Delay




### TIPS & SAFETY

- To maximize effectiveness, ensure the machine to be disinfected is debris-free
- Take care to avoid direct or prolonged exposure of UVC to skin and eyes
- Allow the light to run a full 60 second cycle to ensure adequate sterilization
- Angle the light to shine inward aimed at the highest touch point areas
- Can be used near food, tests have not shown any loss in quality or nutrition
- If the lamp breaks use a wet paper towel to clean up, and do not inhale
- Disconnect the power supply before replacing the bulb
- Skin oils can damage the bulb, don't touch

### INSTRUCTIONS

Make sure the device is wired correctly and installed without compromising the machine (mounting options available). Once the fixture is attached simply use the power switch on the back of the driver box to turn it on. When it is powered on the intelligent programming will activate the UVC Fully Automatic Sterilizer for 60 seconds after each visitor. This ensures that each customer has a safe experience without exposure to illness-causing pathogens.


**Motion Sensor:** The sensor automatically begins a new cycle when motion is detected. After the area is clear the light will turn on for 60 seconds. If motion is detected in front of the device during a cycle the light temporarily deactivates until the area is clear again. The motion sensor is precise enough to only trigger in front of the machine it is attached to, and is not affected by other machines behind or across from itself.



## **UVC High-Powered Induction Lamp**

Ultraviolet Disinfection Light Kills 99.9%  
of Viruses, Bacteria, Fungi & More

# UVC High-Powered Induction Lamp




Disinfect in seconds



The Centers for Disease Control and Prevention (CDC) recommends a UV lamp intensity of **40  $\mu\text{W}/\text{cm}^2$**  at the center of the work area to ensure surface decontamination.

# UVC High-Powered Induction Lamp

Lamp: #11035 SES-UVCHP-300  
Driver: #11036 SES-UVCHP-DRIVER



## UVC Kills



Viruses



Bacteria




Fungi



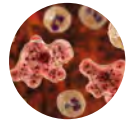
Mold



Yeast



Algae



Amoebas



Allergens

## FEATURES

1. Clinically proven to eliminate 99.9% of all viruses, bacteria, fungi, mold, yeast, algae, amoebas, and other germs and allergens within seconds of 253.7 nm UVC exposure.
2. Can be controlled with switch or wired to automatically turn on with another system.
3. Ideal for air and water purification, can be installed under water or in HVAC units.
4. Contact-free disinfection reduces the chance of human error and cross-contamination.
5. Hypoallergenic sanitizing does not leave irritants or toxic chemicals behind.
6. Reduces the need to buy and handle corrosive cleaners. (Does not replace traditional cleaning)

## SPECIFICATIONS

Model:	UVC Induction Lamp
Size:	21.7"(L) x 6.7"(W) x 4"(D)
Power:	300W
Voltage:	AC100 - 265V
UV Strength:	$\geq 1,300 \mu\text{W}/\text{cm}^2$ (at 3.5 ft)
Effective Volume:	70,500 ft <sup>3</sup>
UVC Wavelength:	253.7 nm
UVC Lamp:	Amalgam Quartz
IP Rating:	IP65
Bulb Lifespan:	$\geq 60,000$ hours
Warranty:	3 years



## TIPS & SAFETY

- To maximize effectiveness, ensure the area to be disinfected is clear of debris
- Take care to avoid direct or prolonged exposure of UVC to skin and eyes
- For surface decontamination we only recommend large containers, not rooms
- For water purification do not submerge the driver. Center the tube under water
- Do not cut or extend the lamp wire
- If the lamp breaks use a wet paper towel to clean up, and do not inhale
- As air volume increases beyond the maximum limit more lamps can be added
- Skin oils can damage the bulb, don't touch

## INSTRUCTIONS

These lamps are primarily used for air purification inside HVAC systems. Connect the power wire from the tube to the ballast and secure the mounting plate inside the air unit. Depending on the HVAC system, it may be best to install the UVC lamps in a pipe or cabinet. Typically the lamp would be wired to turn on whenever the air system activates.

Air Volume	Lamps	UV Strength
~70,500 ft <sup>3</sup>	1 Piece	1,300 $\mu\text{W}/\text{cm}^2$
~176,500 ft <sup>3</sup>	2 Pieces	2,600 $\mu\text{W}/\text{cm}^2$
~350,000 ft <sup>3</sup>	3 Pieces	3,900 $\mu\text{W}/\text{cm}^2$
~700,000 ft <sup>3</sup>	6 Pieces	7,800 $\mu\text{W}/\text{cm}^2$
~1,050,000 ft <sup>3</sup>	9 Pieces	11,700 $\mu\text{W}/\text{cm}^2$

### Water Treatment:

It is best to replace existing systems because variables like water speed and composition make it difficult to standardize instructions.

### Surface Decontamination:

This can be used on surfaces in an enclosed space but we do not recommend use in open rooms due to lack of safety mechanisms.





☎ 855-997-2746

☎ 888-671-4872

✉ LED@SARINEnergy.com

🌐 SARINEnergy.com